

MODEL 204 with ENGINE 272, 642, 646, 276

Pressure line of power steering

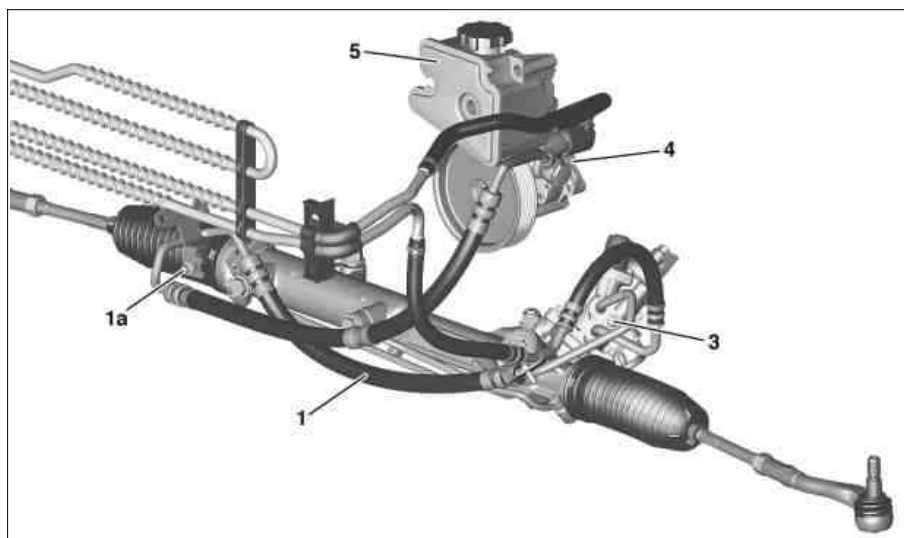
MODEL 204 with ENGINE 651

**pressure line of power steering,
without electrohydraulic power steering (EHPS)**

MODEL 207 with ENGINE 272, 273, 642, 651, 276

Pressure line of power steering

- 1 Pressure line
- 1a Screw
- 3 Screw
- 4 Power steering pump
- 5 Power steering expansion reservoir



P46.25-2118-05

	Remove/install		
	Risk of death caused by vehicle slipping or toppling off of the lifting platform.	Align vehicle between columns of vehicle lift and position four support plates at vehicle lift support points specified by vehicle manufacturer.	AS00.00-Z-0010-01A
	Risk of injury to skin or eyes caused by hydraulic fluid spraying out under high pressure. Risk of poisoning caused by swallowing hydraulic fluid	Depressurize hydraulic system completely before starting any work on system. Wear protective clothing and safety glasses.	AS00.00-Z-0013-01A
		ⓘ Before opening the hydraulic system the area surrounding the separation point should be cleaned thoroughly. Even the smallest dirt particles, introduced into the hydraulic components, can lead to malfunctions and a total failure of the hydraulic system.	
1.1	Remove left engine intake air duct and engine cover	ⓘ Engine 271, 642: Pull off the engine cover upward. ⓘ Installation engine 642: Ignition switched off. Engine 646.8 Engine 651	AR01.20-P-5014-02A AR01.20-P-5014-02CD
1.2	Remove left engine intake air duct and front engine cover	Engine 272, 273	
1.3	Remove front upper engine cover.	Engine 276	
2	Suction off oil from expansion reservoir (5)		*210589007100
3	Detach pressure line (1) from the power steering pump (4)	ⓘ Collect oil which runs out and seal connections immediately. 	*129589009100 *BA46.30-P-1004-01R
4.1	Remove both lower engine compartment paneling	Model 204.9	AR61.20-P-1105CY
4.2	Remove engine compartment paneling	Model 204.0/2/3, 207 with gasoline engine	AR61.20-P-1105EW
4.3	Remove lower bottom sections of soundproofing	Model 204.0/2/3, 207 with diesel engine	AR94.30-P-5300EW
5	Detach pressure line (1) from bracket to A/C compressor	Model 207 with engine 272, 273 	*BA46.30-P-1014-01R
6.1	Remove screw/bolt (1a) or nut and remove pressure line (1) from holder	Engine 272, 273, 642, 646 and 651	
6.2	Remove nut and remove pressure line (1) from alternator bracket	Engine 276	

			*BA46.30-P-1009-01R
7	Detach pressure line (1) from rack-and-pinion steering	Model 204.9 Model 207 with 4MATIC The pressure line (1) is fastened together with the power steering cooler's return line onto the rack-and-pinion steering's control head using a clamp.	
8	Remove bolt (3) and detach pressure line (1)	Collect oil which runs out and seal connections immediately. 	*129589009100 *BA46.20-P-1003-01N
9	Install in the reverse order		
10	Fill and bleed power steering pump (4)		AR46.30-P-0010CW
	Checking		
11	Risk of accident caused by vehicle starting off by itself when engine is running. Risk of injury caused by contusions and burns during starting procedure or when working near the engine as it is running Test run engine and check steering system for leaks	Secure vehicle to prevent it from moving by itself. Wear closed and snug-fitting work clothes. Do not touch hot or rotating parts.	AS00.00-Z-0005-01A

Power steering pump

Number	Designation		Model 204 without engine 651	Model 204 with engine 651	Model 207	
BA46.30-P-1004-01R	Attachment, high pressure expansion hose of rack- Union nut and-pinion steering to power steering pump or tandem pump	Nm	40	40	-	
		Banjo bolt	Nm	45	45	-
		Bolt M8	Nm	18	18	18

Power steering pump

Number	Designation		Model 204 without engine 651	Model 207
BA46.30-P-1009-01R	Nut, high-pressure line to alternator bracket	Nm	8	8

Power steering pump

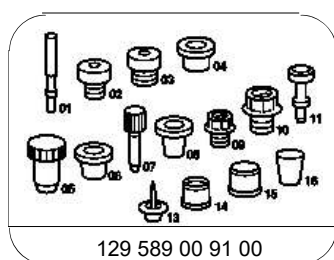
Number	Designation		Model 207
BA46.30-P-1014-01R	Nut, high-pressure hose to refrigerant compressor bracket	Nm	8

Steering gear

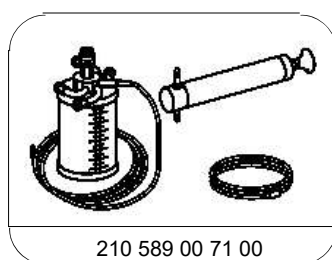
Number	Designation		Model 204 without 4MATIC, without model 204.9	Model 204 with 4MATIC with model 204.9
BA46.20-P-1003-01N	Bolt, clamp plate, high-pressure line / return line to rack-and-pinion steering control head	Nm	21	21

Steering gear

Number	Designation		Model 207 without 4MATIC	Model 207 with 4MATIC
BA46.20-P-1003-01N	Bolt, clamp plate, high-pressure line / return line to rack-and-pinion steering control head	Nm	21	21



Set of stop plugs



Hand pump